

PL22


SOLAR 14W LED AREA LIGHT (WITHOUT POLE)



Pole Not Included



Utilizes super-efficient high-output SMD LED technology.



Complete 3D lighting renderings available for your application.

This light is the perfect addition or replacement light fixture for neighborhoods, school campuses, parks or other similar applications. Four lighting settings are available, all allowing for dusk to dawn illumination. Please refer to the illumination time options in table below. The light intensity will automatically adjust based on the available battery capacity if the battery has not fully recharged by the end of the day. This will allow the light to stay on all night long, regardless the weather conditions. The light has the solar panel built discretely in the top of the unit, with a built-in lithium battery and LED array installed on the underside. The light is suitable for installation heights between 8' to 12'. Aluminum, glass and polycarbonate construction. Color of the product is black. Color of the light output is white



*SUBJECT TO OUR TERMS & CONDITIONS, AND RETURNS POLICY

Worldwide*
Shipping ✓

Low Price*
Guarantee ✓

Lifetime*
Tech Support ✓


24 Month*
Product Warranty ✓

No Hassle*
Returns ✓

5611 Halifax Avenue • Fort Myers • FL • 33912 • USA • Phone: 239-461-5522 • Fax: 239-337-7887

MONDAY - FRIDAY 8:00AM - 8:00PM (US EASTERN TIME)

www.solarilluminations.com • sales@solarilluminations.com



PL22

SOLAR 14W LED AREA LIGHT (WITHOUT POLE)



Performance

- Typically dusk to dawn illumination.
- Light automatically illuminates at sunset.
- Four illumination setting programs to choose from (see table below).
- Illumination programming is selected prior to shipping.
- Discrete on/off switch for manual over-ride.
- Aluminum, glass and polycarbonate construction.
- Black colored finish.
- I.P. 65 rating.

LUMINAIRE

- Supplied with 14 Watts of LEDs.
- Light produces 1800 lumens at full power.
- Fitted with microwave sensor for motion activation (if mode selected).
- Light output is white.
- Perfect for residential, commercial, and public area installations.
- Entire product stands approximately 22.5" (57cm) high.
- Top section of light fixture is approximately 17.5" (44.5cm) wide.
- Designed to mount to a pole up to 3" (7.6cm) diameter.

SOLAR PANEL

- Fitted with a 33 Watt Monocrystalline solar panel.
- The solar panel is fixed discretely into the top of the lampshade.

BATTERY

- Supplied with 12.8V 20Ah lithium lifePO4 battery.
- Life expectancy of the battery is about 2-3 years.

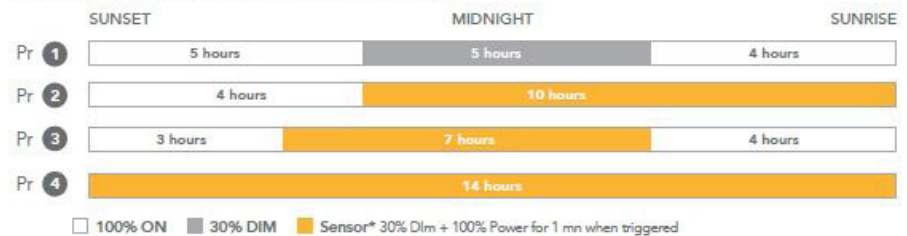
CHARGE CONTROL

- Internal battery over-charge and dis-charge protection
- Automatic light activation at sunset
- Four illumination programs to choose from. Must be selected prior to shipping (see options in table below).

OPERATION MODE

THE PHOTOSENSOR WILL AUTOMATICALLY SWITCHES ON & OFF THE LIGHT FROM DUSK TO DAWN.

Please inform us the selected mode when placing your order.



*SUBJECT TO OUR TERMS & CONDITIONS, AND RETURNS POLICY

Worldwide*
Shipping ✓

Low Price*
Guarantee ✓

Lifetime*
Tech Support ✓

24 Month*
Product Warranty ✓

No Hassle*
Returns ✓

5611 Halifax Avenue • Fort Myers • FL • 33912 • USA • Phone: 239-461-5522 • Fax: 239-337-7887

MONDAY - FRIDAY 8:00AM - 8:00PM (US EASTERN TIME)

www.solarilluminations.com • sales@solarilluminations.com