
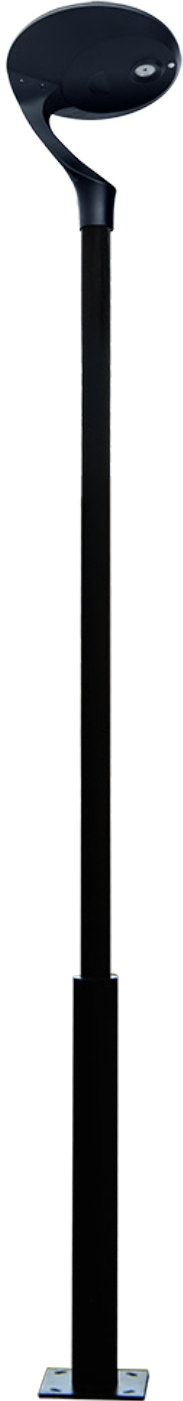





# PL35 SOLAR LED AREA LIGHT (WITHOUT POLE)



Utilizes super-efficient high-output SMD LED technology.



Complete 3D lighting renderings available for your application.

This commercial grade, solar powered, pole top light is designed to attach to the top of a round pole. It's fitted with 18W of LED power which provides 2,800 lumens. The fixture incorporates an integrated solar panel and a high capacity 154WH lithium battery within. The installer or end-user can select the LED colour temperature (CCT) from either 3,000k or 6,000k and the desired operating mode by using the remote control that is supplied. There are several modes to choose from as well as dimming and motion sensor options. This black colored fixture can quickly and easily attach to the top of an existing 3" diameter round pole. It can also attach to other pole diameters using an adaptor tenon (not included). This fixture is IDA Certified and Dark Sky Approved.



Note: Pole not included

Worldwide\*  
Shipping ✓

Low Price\*  
Guarantee ✓

Lifetime\*  
Tech Support ✓

24 Month\*  
Product Warranty ✓

No Hassle\*  
Returns ✓

9120 Centerlinks Commerce Drive • Unit 3 • Fort Myers • Florida • 33912 • USA • Telephone: 239-461-5522


MONDAY - FRIDAY 8:00AM - 8:00PM (US EASTERN TIME)

www.solarilluminations.com • sales@solarilluminations.com

\*SUBJECT TO OUR TERMS & CONDITIONS, AND RETURNS POLICY



## PL35 SOLAR LED AREA LIGHT (WITHOUT POLE)



### Performance

- IDA Certified and Dark Sky Approved.
- Typically dusk to dawn illumination.
- Default lighting mode is 100% output for 3 hours, 40% for 4 hours, and 20% until sunrise. Light switches to 40% when motion is detected.
- Other light modes include: On at 30% power, switches to 100% power when motion is detected. Timed modes 4, 6 or 12 hours.
- Dimming options available.
- Automatically illuminates at dusk.
- Aluminum, glass, and polycarbonate construction.
- Black colored powder coated finish.
- I.P. 65 weatherproof rating.

### LUMINAIRE

- 18W LED power.
- Light output is 2,800 lumens at full power.
- Fitted with an integral motion sensor for 360-degree detection.
- 3,000k or 6,000k color temperature (selected via remote control).
- Entire fixture stands approximately 24" (60cm) high.
- Top section of light fixture is approximately 23.5" (59cm) wide.

### SOLAR PANEL

- Fitted with a 18V 38 Watt Monocrystalline solar panel.
- The solar panel is fixed discretely into the top of the lampshade.

### BATTERY

- Supplied with 12.8V 154 Watt-Hour lithium lifePO4 battery.
- Battery is pre-installed and replaceable.

### CHARGE CONTROL

- Internal battery over-charge and dis-charge protection
- Automatic controls for on at dusk and off at dawn.
- Light modes and options can be selected with included remote control.

### INSTALLATION

- Light mounts over the top of an existing 3" diameter pole.
- Can attach to other diameters using a tenon adaptor (not included).
- Suitable for mounting on light poles up to approximately 15' (4.5M) tall.



\*SUBJECT TO OUR TERMS & CONDITIONS, AND RETURNS POLICY

Worldwide\*  
Shipping ✓

Low Price\*  
Guarantee ✓

Lifetime\*  
Tech Support ✓

24 Month\*  
Product Warranty ✓

No Hassle\*  
Returns ✓

9120 Centerlinks Commerce Drive • Unit 3 • Fort Myers • Florida • 33912 • USA • Telephone: 239-461-5522

MONDAY - FRIDAY 8:00AM - 8:00PM (US EASTERN TIME)

www.solarilluminations.com • sales@solarilluminations.com