
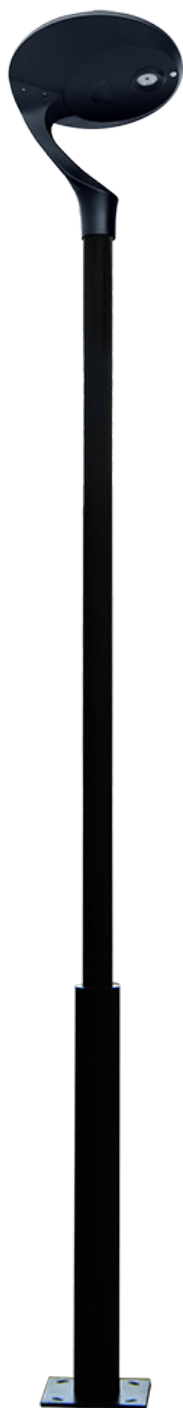




## PO35

### SOLAR AREA LIGHT (WITH 10' OR 15' POLE)



Utilizes super-efficient high-output SMD LED technology.



Complete 3D lighting renderings available for your application.

This high quality, solar lamp post light provides powerful and reliable lighting. A powerful 18W LED lamp provides 2,800 lumen s across a wide area. The fixture has an integrated 38W solar panel and large capacity (154WH) lithium battery housed within. The LED color temperature (CCT) can be selected (3,000k or 6,000k). The light fixture is supplied with a remote control enabling the installer or end-user to select a desired lighting mode. There are several timed modes to choose from as well as dimming and motion detection options. The fixture includes a choice of a 10' (3M) or 15' (4.5M) pole. Color of light fixture and pole is black. IDA Approved and Dark Skies Certified.



**Free Delivery\***  
UK and Europe

**Lowest Price\***  
Guarantee

**Lifetime\***  
Tech Support

**24 Month\***  
Product Warranty

**60 Day\***  
Returns

9120 Centerlinks Commerce Drive • Unit 3 • Fort Myers • Florida • 33912 • USA • Telephone: 239-461-5522


**MONDAY - FRIDAY 8.00AM - 5.00PM (US EASTERN TIME)**

[www.solarilluminations.com](http://www.solarilluminations.com) • [sales@solarilluminations.com](mailto:sales@solarilluminations.com)

\*SUBJECT TO OUR TERMS & CONDITIONS, AND RETURNS POLICY



## PO35 SOLAR AREA LIGHT (WITH 10FT OR 15FT POLE)



### Performance

- Typically dusk to dawn illumination.
- Default lighting mode is 100% output for 3 hours, 40% for 4 hours, and 20% until sunrise. Light switches to 40% when motion is detected.
- Other light modes include: On at 30% power, switches to 100% power when motion is detected. Timed modes 4, 6 or 12 hours.
- Adjustable dimming options.
- Light automatically illuminates at sunset.
- Discrete on/off switch for manual over-ride.
- Aluminum construction.
- Black colored finish.
- I.P. 65 weather rating.
- IDA Certified and Dark Skies Approval.

### LUMINAIRE

- Supplied with 18W LED power.
- Light output is 2,800 lumens at full power.
- Fitted with microwave motion sensor for 360-degree detection.
- 3000k or 6000k color temperature (selected with remote control).
- Entire product stands approximately 17.5" (45cm) high.
- Top section of light fixture is approximately 23.75" (60cm) wide.

### POLE

- 10' (3m) or 15' (4.5m) black galvanized steel pole included.
- Fitted with an approx. 10" x 10" base plate.
- Pole is supplied with J-bolt anchor kit/template.

### SOLAR PANEL

- Fitted with a 18V 38 Watt Monocrystalline solar panel.
- The solar panel is fixed discretely into the top of the lampshade.

### BATTERY

- Supplied with pre-installed 12.8V 154 WHr lithium LifePO4 battery.

### CHARGE CONTROL

- Internal battery over-charge and dis-charge protection.
- Automatic light activation at sunset
- Light modes can be selected with included remote control.

**Free Delivery\***  
UK and Europe

**Lowest Price\***  
Guarantee

**Lifetime\***  
Tech Support

**24 Month\***  
Product Warranty

**60 Day\***  
Returns

9120 Centerlinks Commerce Drive • Unit 3 • Fort Myers • Florida • 33912 • USA • Telephone: 239-461-5522

MONDAY - FRIDAY 8.00AM - 5.00PM (US EASTERN TIME)

[www.solarilluminations.com](http://www.solarilluminations.com) • [sales@solarilluminations.com](mailto:sales@solarilluminations.com)

\*SUBJECT TO OUR TERMS & CONDITIONS, AND RETURNS POLICY