
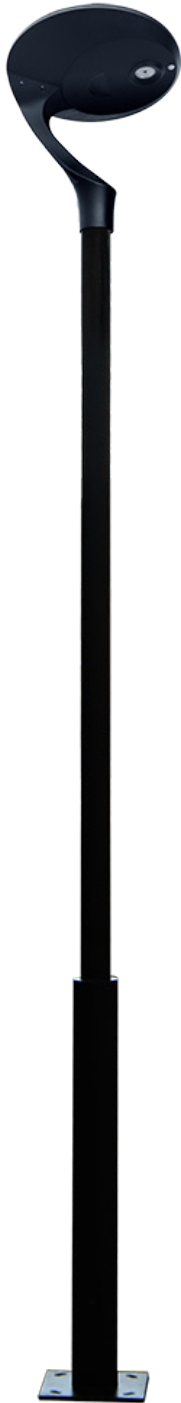


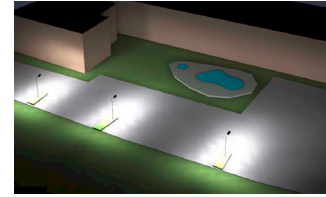


# PO35

## SOLAR AREA LIGHT (WITH 10' OR 15' POLE)



Utilizes super-efficient high-output SMD LED technology.



Complete 3D lighting renderings available for your application.

This high quality, solar lamp post light provides powerful and reliable lighting. A powerful 18W LED lamp provides 2,800 lumens across a wide area. This fixture has an integrated 38W solar panel and large capacity, pre-installed 154WH lithium battery housed within. This light fixture is supplied with a remote control enabling the installer or end-user to select a desired lighting mode or the LED color temperature (CCT) 3,000k or 6,000k. There are several timed modes to choose from as well as dimming and motion detection options. This fixture includes a choice of a 10' (3M) or 15' (4.5M) pole. Color of light fixture and pole is black. Other colors by special order. IDA Approved and Dark Skies Certified.



\*SUBJECT TO OUR TERMS & CONDITIONS, AND RETURNS POLICY

**Free Delivery\***  
UK and Europe ✓

**Lowest Price\***  
Guarantee ✓

**Lifetime\***  
Tech Support ✓

**24 Month\***  
Product Warranty ✓

**60 Day\***  
Returns ✓

9120 Centerlinks Commerce Drive • Unit 3 • Fort Myers • Florida • 33912 • USA • Telephone: 239-461-5522


**MONDAY - FRIDAY 8.00AM - 5.00PM (US EASTERN TIME)**

[www.solarilluminations.com](http://www.solarilluminations.com) • [sales@solarilluminations.com](mailto:sales@solarilluminations.com)



# PO35

## SOLAR AREA LIGHT (WITH 10FT OR 15FT POLE)



### Performance

- Typically dusk to dawn illumination.
- Default lighting mode is 100% output for 3 hours, 40% for 4 hours, and 20% until sunrise. Light switches to 40% when motion is detected.
- Other light modes include: On at 30% power, switches to 100% power when motion is detected. Timed modes 4, 6, or 12 hours.
- Adjustable dimming options.
- Light automatically illuminates at dusk.
- Discrete on/off switch for manual over-ride.
- Aluminum construction.
- Black colored finish. Other colors by specail order.
- I.P. 65 weatherproof rating.
- IDA Certified and Dark Skies Approved.

### LUMINAIRE

- 18W LED power.
- Light output is 2,800 lumens at full power.
- Fitted with microwave motion sensor for 360-degree detection.
- 3,000k or 6,000k color temperature (selected with remote control).
- Entire product stands approximately 17.5" (45cm) high.
- Top section of light fixture is approximately 23.75" (60cm) wide.

### POLE

- 10' (3m) or 15' (4.5m) black galvanized steel pole included.
- Fitted with an approximate 10" x 10" base plate.
- Pole is supplied with J-bolt anchor kit/template.

### SOLAR PANEL

- Fitted with a 18V 38 Watt Monocrystalline solar panel.
- The solar panel is fixed discretely into the top of the lampshade.

### BATTERY

- Supplied with pre-installed 12.8V 154 WHr lithium LifePO4 battery.

### CHARGE CONTROL

- Internal battery over-charge and dis-charge protection.
- Automatic light activation on at dusk off at dawn.
- Light modes can be selected with included remote control.



Free Delivery\*  
UK and Europe ✓

Lowest Price\*  
Guarantee ✓

Lifetime\*  
Tech Support ✓

24 Month\*  
Product Warranty ✓

60 Day\*  
Returns ✓

9120 Centerlinks Commerce Drive • Unit 3 • Fort Myers • Florida • 33912 • USA • Telephone: 239-461-5522

MONDAY - FRIDAY 8.00AM - 5.00PM (US EASTERN TIME)

www.solarilluminations.com • sales@solarilluminations.com