
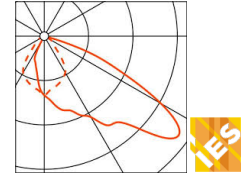


SL29


Solar 20W / 30W / 40W LED Area Light
(Supplied With 10', 15', or 20' Pole)



Dark Sky Compliant. Full cut-off optics. Asymmetric optical technology ensuring the LED light output is directed forwards (downwards).



IES and lighting distribution data available for 20W, 30W, and 40W Models.



Utilizes super-efficient high-output SMD LED technology.



Complete 3D lighting renderings available for your application.

This compact, solar powered, all-in-one, integrated area light is offered with a 20 Watt, 30 Watt, or 40 Watt LED power along with your choice of either a 10', 15', or 20' pole. Custom height poles are also available by special order. This fixture is supplied with an IR remote control. The remote control enables the user or installer to select from several pre-programmed operational modes and dimming options. This fixture features a solar panel that is discretely incorporated into the entire top section. The underside of the fixture is fitted with multiple, powerful LEDs and a motion sensor.



Li Lithium Iron
POWER TECHNOLOGY

Worldwide*
Shipping ✓

Lowest Price*
Guarantee ✓

Lifetime*
Tech Support ✓

24 Month*
Product Warranty ✓


No Hassle*
Returns ✓

9120 Centerlinks Commerce Drive • Unit 3 • Fort Myers • Florida • 33912 • USA • Telephone: 239-461-5522

MONDAY - FRIDAY 8:00AM - 8:00PM (US EASTERN TIME)

www.solarilluminations.com • sales@solarilluminations.com

*SUBJECT TO OUR TERMS & CONDITIONS, AND RETURNS POLICY



SL29

Solar 20W / 30W / 40W LED Area Light
(Supplied With 10', 15', or 20' Pole)



LUMINAIRE

- At full power the 20W lamp emits 2,600 lm, 30W emits 3,900 lm, and the 40W emits 5,200 lm
- 5,500~6,000K LED color temperature
- Dark Sky Compliant with full cut-off optics
- Aluminum construction
- IP65 weather resistant rating
- Dimensions approx. 45" x 13" x 2" (115cm x 33cm x 5cm)

SOLAR PANEL

- 20W version is supplied with a 50 Watt solar panel
- 30W and 40W versions are supplied with a 60 Watt solar panel
- Glass covered solar panel is built in to the top of the fixture

POLE

- 10' (3M), 15' (4.5M) or 20' (6M) galvanized steel pole
- Custom pole heights are also available by special order
- Available in a black or gray painted finish
- 10' & 15' pole is fitted with an approx. 10" x 10" base plate
- 20' pole is fitted with an approx. 12." x 12" base plate
- Pole is supplied with j-bolt anchor & template kit

BATTERY

- Lithium battery pack pre-installed within the fixture
- Battery is replaceable

CHARGE CONTROL

- Internal battery over-charge and discharge protection



Worldwide*
Shipping ✓

Lowest Price*
Guarantee ✓

Lifetime*
Tech Support ✓

24 Month*
Product Warranty ✓

No Hassle*
Returns ✓

9120 Centerlinks Commerce Drive • Unit 3 • Fort Myers • Florida • 33912 • USA • Telephone: 239-461-5522

MONDAY - FRIDAY 8:00AM - 8:00PM (US EASTERN TIME)

www.solarilluminations.com • sales@solarilluminations.com

*SUBJECT TO OUR TERMS & CONDITIONS, AND RETURNS POLICY