



CP35

LED LIGHT FIXTURE

10W TO 135W LED POWER



PHILIPS
LUMILEDS



LUXEON
never before possible

DARK SKY
COMPLIANT LIGHTING
Full Cutoff Light Fixture



Philips LUMILEDS LUXEON T LED modules produce up to 185 lumens per Watt (lm/W) efficiency and have a typical life span greater than 100,000 hours of operation.




135 Watt LED Lamp - Philips LUMILEDS® LUXEON T
Provides approx. 24,975 lumens of light output.

100 Watt LED Lamp - Philips LUMILEDS® LUXEON T
Provides approx. 18,500 lumens of light output.

65 Watt LED Lamp - Philips LUMILEDS® LUXEON T
Provides approx. 12,950 lumens of light output.


35 Watt LED Lamp - Philips LUMILEDS® LUXEON T
Provides approx. 6,475 lumens of light output.



Each lamp is supplied in one of four different lighting distributions: Type I, II, III, or V.

The LED power can be adjusted using the optional dimming feature of the charge controller or the LED driver that is included. For example, a 100W lamp can be permanently reduced (dimmed) to 80W, or it can be temporarily reduced (dimmed) to any percentage for a set period of time each evening. The dimming feature can be fully customized to meet most requirements.

- Configured with one or multiple LED modules each containing 14 Philips LUMILEDS® LUXEON T LEDs.
- Available with a choice of any LED power from 10W to 135W.
- LED color is daylight white (5,500K) or warm white (3,000k). Other color temperatures by special order.
- Available with a choice of optics for distribution type (Type I, II, III, IV or V).
- Low voltage 24V DC. Powered by internal DC-DC LED drivers, with optional integrated dimming control.



Easy Access to
Driver and Connections



Vented Design for Ideal
Heat Dissipation



Supplied with Stainless
Steel Hardware



Adjustable Arm from
0°, 10°, or 15° for Increased Projection




*SUBJECT TO OUR TERMS & CONDITIONS, AND RETURNS POLICY

Worldwide Shipping **Lowest Price** Guarantee **5 Year** Product Warranty **Lifetime** Tech Support **20 Year** Panel Warranty

9120 Centerlinks Commerce Drive • Unit 3 • Fort Myers • FL • 33912 • USA • Telephone: 239-461-5522

MONDAY - FRIDAY 8.00AM - 5.00PM (US EASTERN TIME)

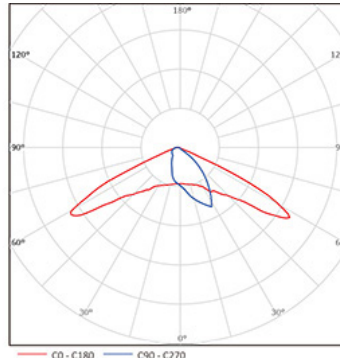
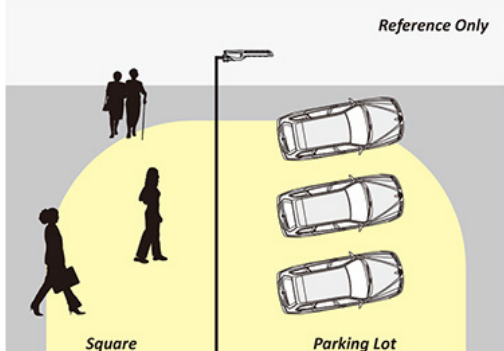
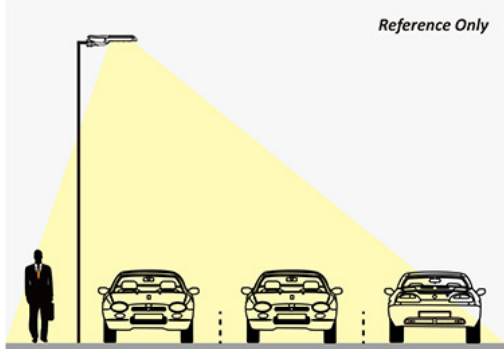
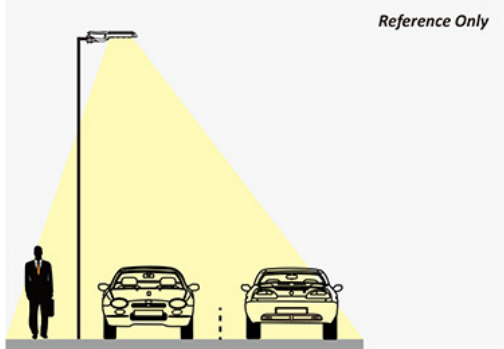
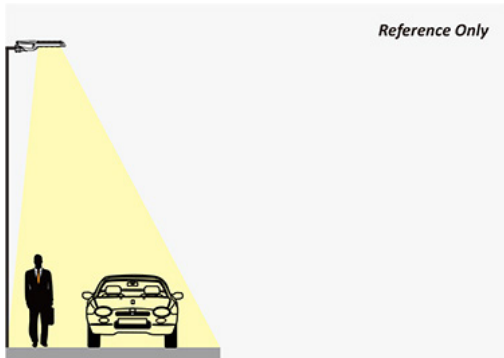
www.solarilluminations.com • sales@solarilluminations.com



CP35

LED LIGHT FIXTURE

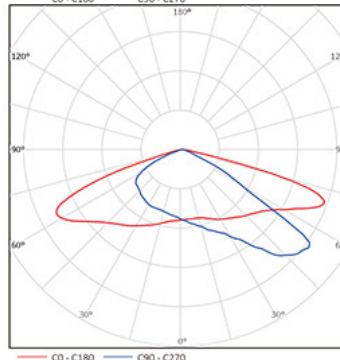
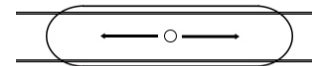
10W TO 135W LED POWER



Type I

Applications:

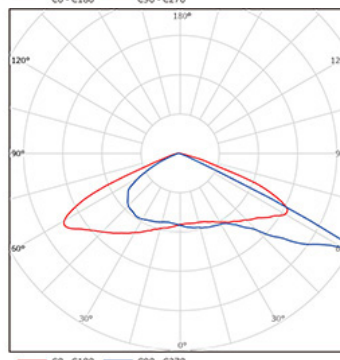
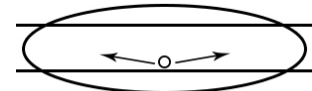
Narrow Roadways
Pathways/sidewalks
Single-track / One-Lane Roads



Type II

Applications:

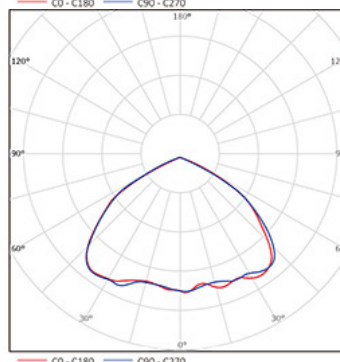
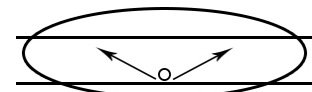
Urban Roadways
Pathways/sidewalks
Two-lane Expressways



Type III

Applications:

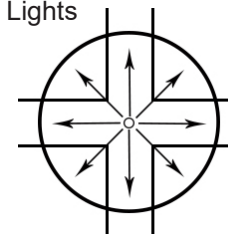
Highways
Parking Lots
Multi-lane Expressways



Type V

Applications:

Parking Lots
Area Lights



*SUBJECT TO OUR TERMS & CONDITIONS, AND RETURNS POLICY

Worldwide* Shipping ✓ Lowest Price* Guarantee ✓ 5 Year* Product Warranty ✓ Lifetime* Tech Support ✓ 20 Year* Panel Warranty ✓

9120 Centerlinks Commerce Drive • Unit 3 • Fort Myers • FL • 33912 • USA • Telephone: 239-461-5522

MONDAY - FRIDAY 8.00AM - 5.00PM (US EASTERN TIME)

www.solarilluminations.com • sales@solarilluminations.com